



Every day, when you read your Bible, color in an envelope. It will be so much fun to see your progress!

Name: _____ February 6 – February 12




Every day, when you read your Bible, color in an envelope. It will be so much fun to see your progress!

Name: _____ February 13 – February 19




Every day, when you read your Bible, color in an envelope. It will be so much fun to see your progress!

Name: _____ February 20 – February 26



Every day, when you read your Bible, color in an envelope. It will be so much fun to see your progress!

Name: _____ February 27 – March 5



Every day, when you read your Bible, color in an envelope. It will be so much fun to see your progress!

f / fl » / • ¿ #v / fl „ #o / fi □

February Family Devotional#



Name: _____

MEMORY VERSE

“Love is patient. Love is kind. It does not want what belongs to others. It does not brag. It is not proud.”
1 Corinthians 13:4

Pre-K/K Activity

Prayer Jar

To help kids understand the meaning of prayer, have them each create their own DIY Prayer Jar. This activity can go along with a discussion about what prayer is, why we pray, and specific Bible verses related to prayer.

1. Use acrylic paint to add some color to your jar. Add a coat of mod podge to prevent paint from chipping.
2. Embellish your jar however you would like using craft trim, fabric scraps, ribbons, etc. (Optional: Decorate and add wood pendants such as a dove, cross, angel.)
3. Add a banner to label your jar. Use paper cardstock and cut out triangles. Then write the letters P-R-A-Y in marker. Glue the triangles to the twine with tacky glue. Wrap it around the jar
4. Gather some Jumbo Craft Sticks and write specific prayers, positive sayings, things to be thankful for, bible verses, or names of people you would like to pray for.



School-Aged Craft: Boat Building

Take sponges and cut out a boat, use popsicles sticks or toothpicks and construction paper to make sails. Make toothpick people on the boat. Or get creative and find household items that you can transform into a boat and people!

Talk about how when the disciples were in the boat and afraid because of the storm, Jesus came to them walking on the water.

Peter had great faith in the Lord to step out of the boat and walk on water until he took his eyes off Jesus!

Ask your kids to share with you when are times they feel afraid. Encourage your kids to place their trust in Jesus during those times!

Toddler Activity

“Mud Dough” (Heat in a pan on med heat and cool)

- 1 C Flour
- 1/2 C Salt
- 2Tbs Cream of tartar
- 1 Tbs unsweetened cocoa powder
- 1-2 envelopes hot cocoa powder
- 1 cup water
- 1 Tbs veg oil

Talk about how Jesus used mud to heal a blind man!

Parents! Color in the dot at the top of each activity when completed. When the entire devotional is finished, please bring it to your child’s teacher so that they may pick from the treasure box!

TOGETHER!

God LOVES spending time with us!

Here's a great way for you and your family to spend a few moments with Him every day...

READ a passage from the Bible.

ASK God to teach you something as you read.

PRAISE God - tell Him how much you love Him.

TELL God that you're sorry for the things you've done, that He doesn't want you to be doing.

ASK God for everything you need.

PRAY for others and their needs.

THANK God for answering your prayers, speaking to you and doing good things in your life.

GREAT BIBLE VERSES TO READ

John 3:16

Ephesians 3:18

1 Corinthians 13

John 14:6

Psalms 139

Philippians 4:4-9

1 John 3:16

Mark 16:15

Psalms 27:4

Ecclesiastes 3:11

1 Peter 1:3

Philippians 4:6

Jeremiah 31:3


Romans 1:16

Matthew 22:37-38

BIG UNLIKELY HEROES


z ã ã fi fl ¿ #i / - <fl ¿ #g ã » † „ < † † / fl #

○ *February 6 – February 12* We Read:
John 9
Jesus Heals a Blind Beggar
Wear a blindfold and try to do some ordinary things around the house: get dressed, brush your teeth or eat a meal. Talk about what life would be like without being able to see.
Use the Braille Alphabet and write your names and a short note to each other. Pray for the blind (both physically and spiritually).




○ *February 13 – February 19* We Read:
Matthew 14:22-33
Jesus Walks on Water

- When we keep our eyes on Jesus we can weather any storm that may arise in our lives.
- Trust the Lord to take care of us when things may seem scary. Paint a picture of storm clouds and write a note to remember to “Keep our eyes on Jesus!”



○ *February 20 – February 26* We Read:
Matthew 8:5-13
A Captain's Faith

- Trust and have faith in who God is, faith is not being able to see but trusting the One who can and is able!
- When people we love get sick, we are desperate to help them get better. Pray together for someone who is sick. Ask God to heal them. Make a meal or a card for them!



○ *February 27 – March 5* We Read:
Matthew 13:1-9
Jesus Teaches on A Mountain—Parable of the Sower

- Go outside in the garden and talk about the different kinds of soils. Hard, Rocky, Weedy, Good
- What is the soil like in our hearts? Ask God to remove any rocks of anger or weeds of worldliness, so the soil in our hearts is ready for God's Word to take root and grow! Ask God to plant the seed of His Word in the good soil of our

